



ONE Chair For Every BODY

Position	Seat Height	Overall Height	Width	Weight	Seat Depth	Depth	Footprint
OPEN	18.5" (47.0cm)	32.5" (83.0cm)	20.0" (50.2cm)	10.7 lbs. (4.9kg)	18.0" (46.0cm)	23.5" (60.0cm)	23.5" (60.0cm) L x 20" W (51.0cm)
FOLDED		43.0" (109.2cm)	20.0" (51.0cm)	10.7 lbs. (4.9kg)		6.0" (15.24cm)	2.6" for each addtl chair

**Frame:** Main support frame is made using 1.25" x .625" [3.2cm x 1.6cm] x 16 and 18-gauge oval steel tubing. (Front legs are 16-gauge, rear legs are 18-gauge.) Cross bars consist of identical 18-gauge oval tubing firmly welded to each leg. Chair will support more than 1,000 lbs.

**Seat and Chair Back:** Seat and chair back are injection molded using structural nylon which gives the chair an incredible strength to weight ratio (pound for pound stronger than steel) and impact resistance. The nylon frames provide the main structural support for upper sections of the chair and house the RipStop mesh. The seat is attached to corresponding frame members using 5/16" [.79cm] zinc-plated rivets. Chair back is attached to the top of the front legs of the chair through a system of glides and snaps that lock into the oval steel tube.

**RipStop Mesh:** Commercial-grade elastomeric mesh is made in the USA and is upholstered to the nylon seat and back frames using a proprietary bonding process that is patent-pending. RipStop mesh is tear, stain, fire, and abrasion resistant (see Standards below).

**Standards:** RipStop Mesh passes California Bulletin 117, British Standard 5852 Section 4: 12.2 – 12.3, and is tested to over 50,000 double rubs.

**Frame Finish:** Steel finish is electrostatically applied, heat-cured powder coat. UV formulated for indoor and outdoor use.

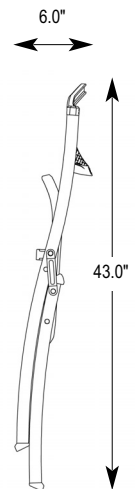
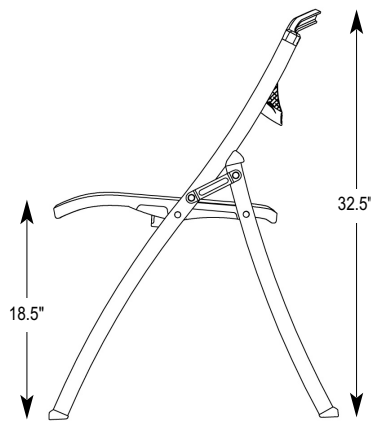
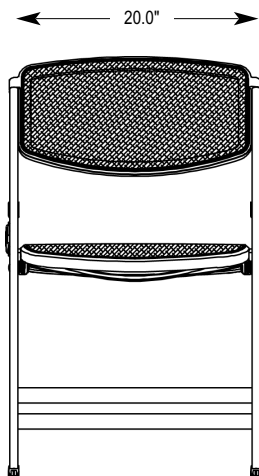

**Leg Feet and Caps:** Feet are injection molded using a non-marring thermoplastic elastomer. Combined foot to floor contact is not less than 2.8 square inches [18 square centimeters].

**Folding:** Folding mechanism is a 4-bar type linkage created through the structural nylon chair seat and 14-gauge stamped steel frame links. Mechanism is joined by zinc-plated steel 5/16" [.79cm] diameter rivets.

**Stacking:** The shape and construction of the chair provides stable, positive indexing when stacked. Stacking density is 6.0" [15.2cm] for the first chair, each additional chair is 2.6" [6.6cm]. Maximum stack height is 25 units (on cart).

**Carts:** Mesh•One™ Flat Stack Cart holds 28 chairs and can fit through a standard 8 foot doorway.

**Warranty:** Mesh•One™ folding chairs are warranted to be free from defects in materials and workmanship under normal use, service, and handling for ten (10) years from the date of purchase on steel chair frame and three (3) years from the date of purchase on structural nylon seat and chair back and RipStop mesh upholstery.



Part Numbers: 1FMBKSBLK00 - Black Frame; 1FMSILBLK00 - Silver Frame; CRTFMFBLK3 - Mesh-One Flat Stack Cart